

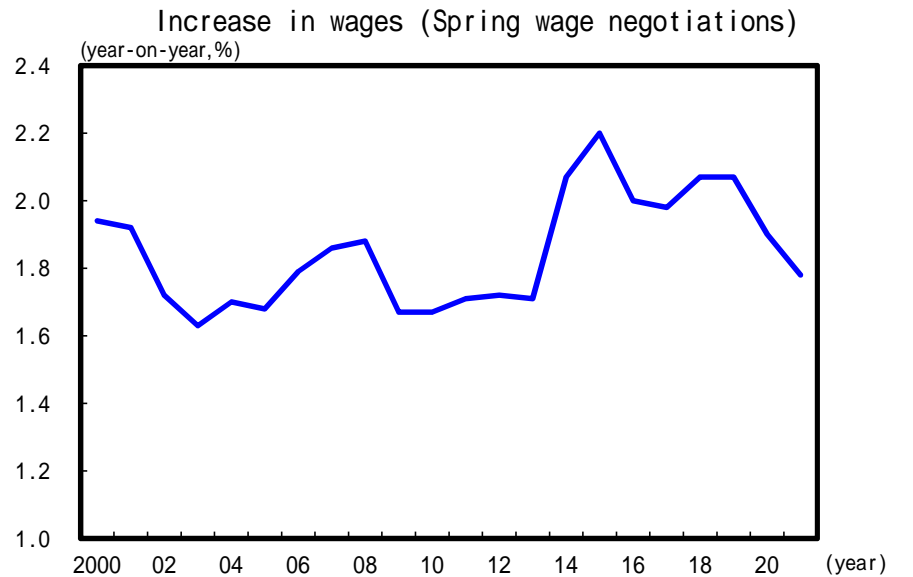
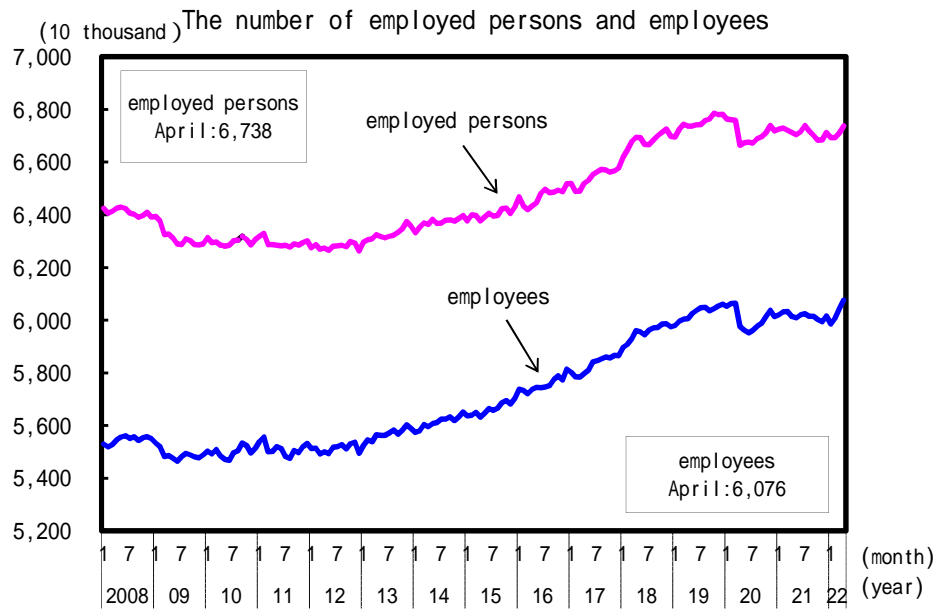
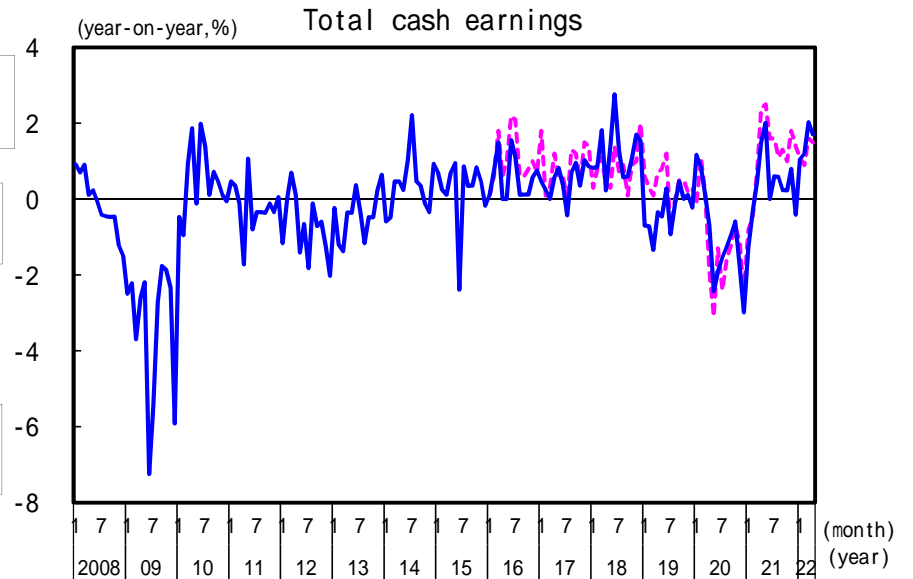
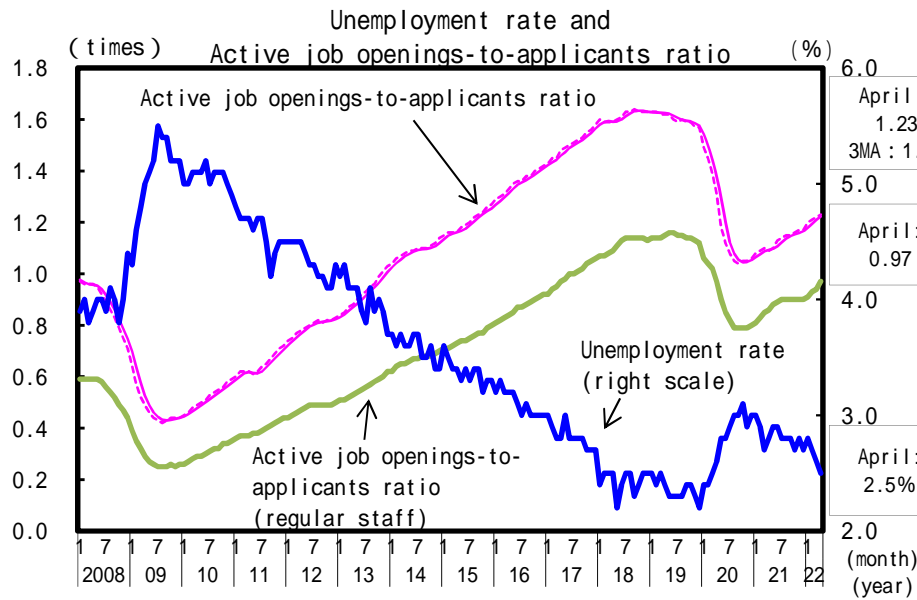
10. Employment

Employment situation shows movements of picking up.

[]: changes from the previous calendar year.
(): changes from the previous period, seasonally adjusted.

	FY2020[CY]	FY2021[CY]	2021Jul. -Sep.	2021Oct. -Dec.	2022Jan. -Mar.	2022-Feb.	2022-Mar.	2022-Apr.
Unemployment rate (%)	2.9 [2.8]	2.8 [2.8]	2.8	2.7	2.7	2.7	2.6	2.5
15 to 24years old	4.8 [4.6]	4.4 [4.6]	4.3	4.7	4.1	3.8	4.0	4.1
Total number of unemployed (10,000 persons)	199 [192]	191 [195]	192	188	186	188	179	176
Involuntarily	59 [55]	56 [57]	55	51	58	60	55	43
Employees	0.8 [0.4]	0.3 [0.2]	0.7 (0.1)	0.3 (0.2)	0.2 (0.1)	0.4 (0.4)	0.2 (0.6)	1.0 (0.5)
Regular employees	0.7 [1.0]	1.1 [1.2]	1.4 (0.1)	1.1 (0.2)	0.6 (0.1)	0.5 (0.1)	0.5 (0.4)	P 0.5 (0.1)
New job offers	20.8 [21.7]	9.8 [4.1]	8.2 (2.0)	11.0 (4.7)	10.5 (3.2)	9.5 (4.8)	7.5 (4.4)	12.3 (2.5)
Active job openings-to-applicants	22.3 [21.0]	9.5 [1.6]	9.2 (2.9)	10.3 (3.4)	12.9 (4.1)	13.0 (0.2)	11.7 (0.2)	11.8 (0.9)
Active job openings-to-applicants ratio	1.10 [1.18]	1.16 [1.13]	1.15	1.17	1.21	1.21	1.22	1.23
Full-time employees	0.83 [0.88]	0.90 [0.88]	0.90	0.90	0.93	0.93	0.94	0.97
Job advertisements (10,000s)	78.8 [95.3]	99.1 [90.8]	90.9	101.5	120.8	120.9	131.3	137.8
Overtime hours worked	13.9 [13.2]	8.2 [5.1]	7.3 (1.1)	4.1 (0.9)	4.3 (2.4)	5.1 (0.5)	3.8 (2.7)	P 5.7 (4.1)
Manufacturing	19.8 [20.7]	18.9 [14.1]	27.9 (2.3)	9.2 (6.4)	10.7 (6.8)	12.4 (1.8)	9.8 (2.0)	P 6.1 (0.3)
Total cash earnings	1.5 [1.2]	0.7 [0.3]	0.5 (0.3)	0.0 (0.6)	1.5 (2.2)	1.2 (0.7)	2.0 (1.0)	P 1.7 (0.2)
Year-on-year in common office	-	-	-	-	-	0.9	1.6	P 1.5
Contractual cash earnings	0.8 [0.7]	0.8 [0.5]	0.6 (0.2)	0.3 (0.1)	1.1 (1.2)	1.0 (0.0)	1.2 (0.4)	P 1.5 (0.4)
Year-on-year in common office	-	-	-	-	-	0.7	0.9	P 1.3

- (Notes)
1. At business establishment hiring 5 persons or more. All the figures are from recalculated data of Monthly Labour Survey.
 2. The number of job advertisements posted is based on the material provided by the Association of Job Journals of Japan.
 3. Fixed wages is the salary paid on a regular basis and the sum of scheduled cash wages and overtime pay.
 4. All of the above figures are % changes from previous quarter (month), unless otherwise noted.



(notes) 1. "Labour Force Survey", Ministry of Internal Affairs and communications, "Employment Referral Statistics" and "Monthly Labour Survey", Ministry of Health, Labour and Welfare, etc.